

# **LÖW**

**FIT IN DESIGN**



## CONTENTS

- 3 | Welcome
- 4 | Who we are
- 6 | Credentials
- 20 | New counter system
- 22 | Wall coverings in real moss,  
wood and stone

### FURNISHINGS: CHANGING & SERVICE AREAS

- 26 | Locker systems
- 36 | Cloakroom units
- 37 | Hair-dryer modules
- 38 | Service modules
- 39 | Seating for changing areas
- 40 | Sales units
- 42 | Locking systems
- 44 | Chairs and bar stools
- 46 | Lounge furniture, high bench seating
- 48 | IBOO steel furniture

### FLOOR COVERINGS

- 50 | LION Turf – artificial grass
- 52 | Area-elastic sports floors
- 54 | Parquet flooring
- 56 | Deluxe designer floors
- 58 | Impact-safe floors
- 60 | Elastic rubber flooring

## WELCOME TO LÖW – FIT IN DESIGN

We started our company LÖW – Fit in Design 13 years ago with the aim of transforming your fitness centres, clubs, physio practices, golf clubs and hotel fitness facilities into places with a truly feel-good atmosphere.

We started with lockers and have worked continuously to extend and improve our product portfolio and our expertise. We still see every problem as a challenge – and there will be a solution hidden somewhere that brings improvements.

We have the capability to translate your requirements into reality, whether you present us with requests or detailed architect's specifications. We work together with our clients developing new ideas. And once we are completely convinced of one of our ideas, we present it to you in good time.

We call this the next step, and this is when we get our ideas down on paper – or rather on a tablet: Planning is done together on site, and we can show you your new changing rooms in 3D, long before the first tradesmen ever get involved.

We would welcome the opportunity to support you through your future building projects.

Kind regards,

Pia and Arne Löw



## WHO WE ARE

LÖW – Fit in Design has worked in the German fitness industry for more than 13 years. And in Austria and Switzerland since January 2016. Experience of the sector, elegant design and very high quality at reasonable prices – now available throughout the German-speaking region.

Made in Germany – lockers, reception desks and service desks, lounge furnishings, partitioning systems, all kinds of flooring – including sports floors. With all our production in Germany, we can be extremely flexible with quick response times. An invaluable advantage, particularly when there are changes during construction on site. And add to this a wide range of products and an extensive selection of materials to include lockers made of HPL solid core panels and metal.

And right from the start, LÖW - Fit in Design has stood for fully integrated design. One of our hallmarks continues to be that everything comes from one source, so we can create a harmo-

nious whole in your studios. Our services don't just cover the interior design and fittings. Plasterboard, tiling and a large selection of flooring surfaces for every area of your fitness centre? Area-elastic sports floors for rooms for fitness classes, Granuflex impact-safe floors and special BSW rubber flooring in different thicknesses and colours for areas with strength-training equipment and cross trainers? These can all be incorporated into your design.

LÖW – Fit in Design: planning, advice, construction and fitting all from one source making it easier than ever to fit out your new studio. The LÖW – Fit in Design assembly team can help you solve difficult problems on site too and create the feel-good atmosphere that you want.

Challenge us!



GOOD IDEAS.  
GOOD RESULTS.  
YOUR DREAM OF A ROOM.





## OUR CREDENTIALS: WITHOUT EXPERIENCE, PLANNING

### AND EXPERTISE, IT WOULD JUST BE A SHELL.

LÖW – Fit in Design has been a name in the fitness business for many years. Working in person and together with our tried and tested partners, we have specialised in the individualised fitting out of reception and changing areas for sports centres, health spas and golf clubs.

## THE COMPLETE STRESS-FREE EXPERIENCE

As your partner for all your interior decor, LÖW – Fit in Design can also supply flooring for your entire premises. Area-elastic parquet sprung floors or designer surfaces in a toning colours complete the range of products we offer as your interior designer and fitter. Our all-in price covers everything from initial consultation to planning and fitting.

## ON-SITE ADVICE

Germany, Austria or Switzerland – we will be happy to provide on-site advice. And in case you just want to get a “feel” first, you’re sure to be able to find examples of our work nearby.





**SPORTPARK  
BURG DENSTEDT**

Karl-Marx-Straße 1F  
99441 Denstedt, Germany





**PRO VITAL  
SPORT & GESUND-  
HEITZENTRUM**

COME AND SEE OUR  
MODEL STUDIO IN THE  
SOUTHERN BADEN  
AREA:

Schloßmattenstraße 7  
79268 Bötzingen, Germany





VITADROM  
STRAUBING

Hebbelstraße 14b  
94315 Straubing, Germany





**TRAININGSZENTRUM  
HÜTHER**

Max Knöferl Str 7a  
85290 Geisenfeld, Germany





SPORT UND  
FITNESS CENTER WE-  
DEL

Rissener Str. 94  
22880 Wedel, Germany

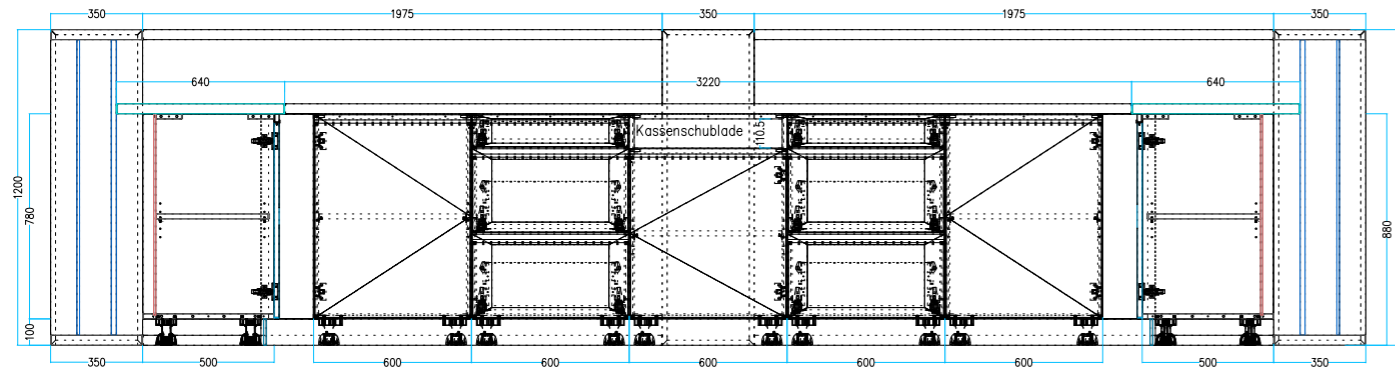
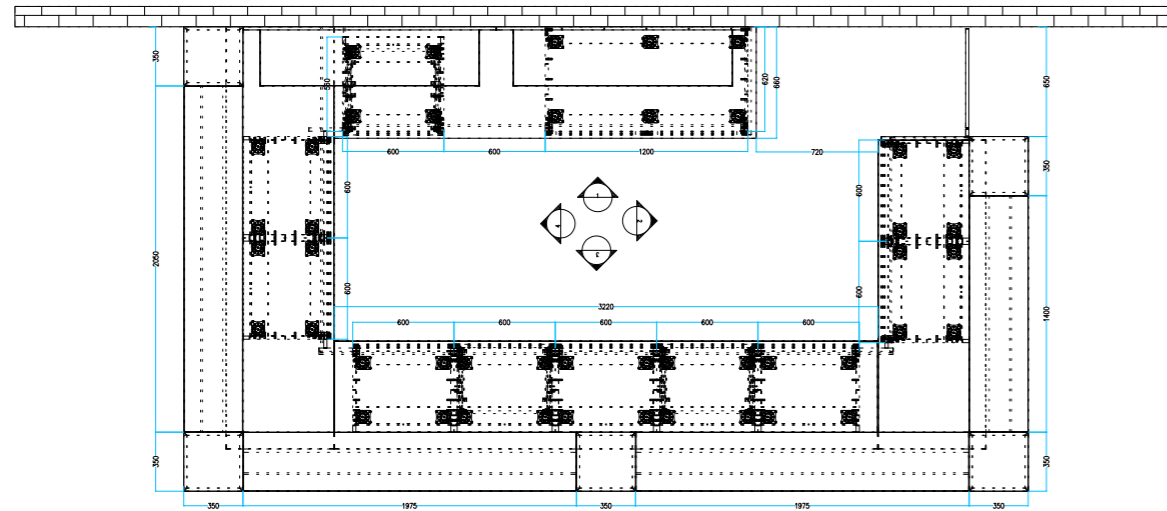




**R1 SPORTS CLUB  
MÜNCHEN**

Leopoldstraße 202  
80804 Munich, Germany



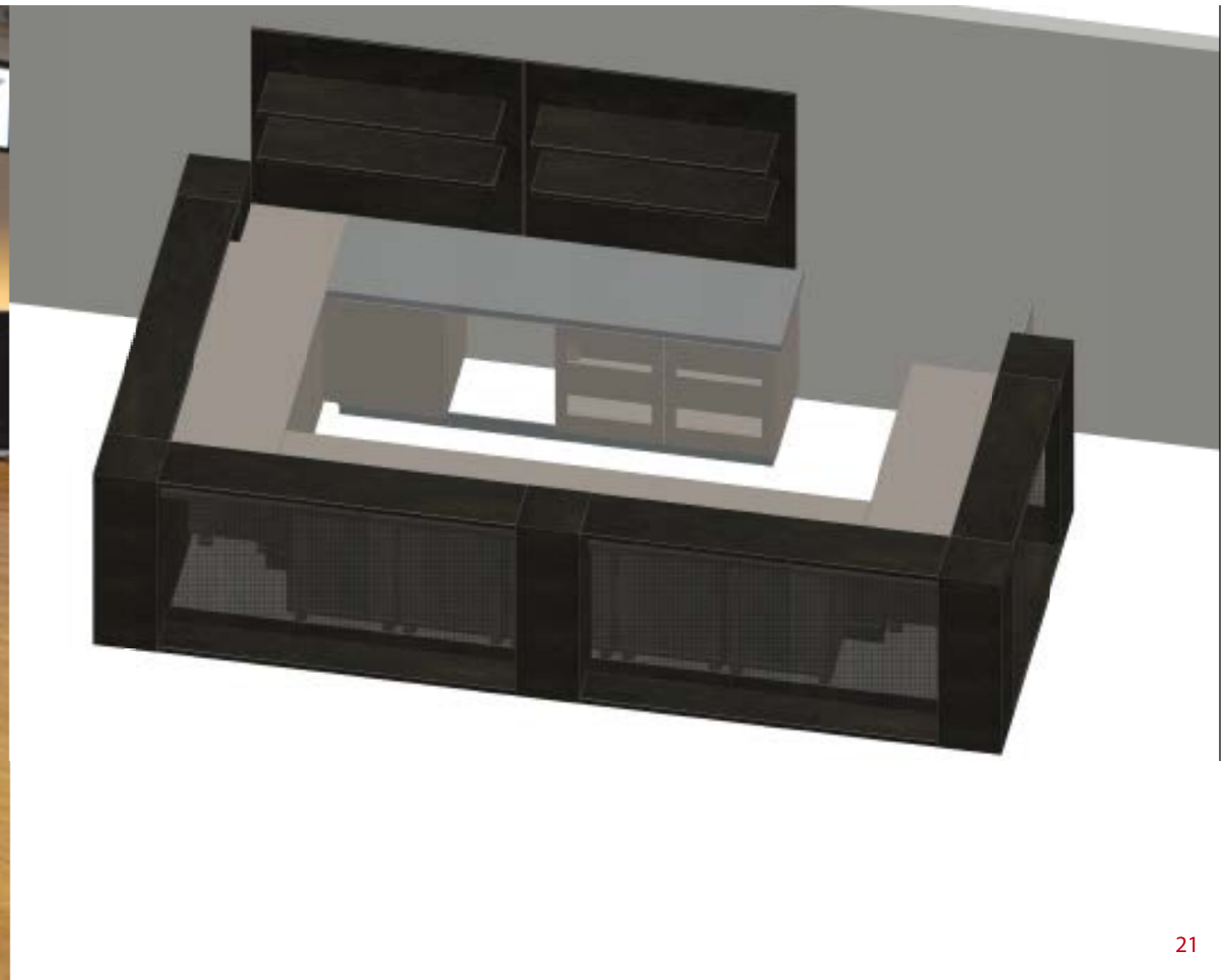


## NEW COUNTER SYSTEM PILLAR FROM LÖW – FIT IN DESIGN

PILLAR stands out for its clean lines and shapes. It's modular construction means it can be assembled in a very short time on site. The interior is well-thought out, functional and designed to meet your needs, and it is ready for electric cabling and other installations.

All the relevant additional features such as drinks dispensers, dishwashers, refrigeration modules, stainless steel trays and sinks, coffee makers and other special requests can easily be incorporated into it. As well as wood, glass, stainless steel and stone, we also use Corian, and we can carry out your own material specifications in every detail.

We can produce counters to fit the planned available space that will meet all your requirements, in consultation with you and your staff. We are always flexible during the development phase, and we are happy to either prepare proposals or translate your own ideas into reality, producing detailed plans with a 3D-view after your order has been placed.





## DESIGN FEATURES MADE FROM ACTUAL, NATURALLY CONSERVED PLANTS AND MOSSES

PLANT AND MOSS-ART BRINGS PURE NATURE AND MODERN DESIGN TO YOUR STUDIOS TO DECORATE YOUR WALLS, CEILING, TABLES AND COUNTERS.

This on-trend decoration made of real mosses, ferns and other plants is a true eye-catcher for wherever you choose to feature this highly unusual design piece.

These panels and wall decor are not just a visual plus, but they also create a pleasant, natural atmosphere, exuding calm and providing optimum acoustic insulation to reduce

background noise. Moss-art panels and walls need no special care and do not have to be watered.

Our green walls are made of bun moss, woodland mosses, Iceland moss and ferns.





## NATURAL WOOD AND STONE WALL COVERINGS

WE SUPPLY, IN MANY DIFFERENT VARIATIONS, A SMALL SELECTION OF WHAT NATURE HAS TO OFFER IN THE WAY OF SURFACES.

WE WOULD BE HAPPY TO DESIGN YOU A ROOM WITH THE PERFECT WALL CLADDING.





## LOCKERS

OUR LOCKERS HAVE THE LARGEST STORAGE SPACE FOR LOCKERS IN THIS CLASS. ELEGANT, TIMELESS DESIGN IN PERFECT QUALITY AT EXCEPTIONAL PRICES.

Our doors have extra-strong door hinges with integrated slam-proof door dampers and doors that can open to 120°.

Standard: Lock cylinder with 2 keys or a fitting for a pad-lock, customised door number plate with your company logo.

Any door locking system (mechanical or electronic systems) can be accommodated.

The back panel (which is 10 mm thick and 20 mm inwards) has 2 to 4 ventilation grilles built in for maximum air circulation.

Any locker dimensions requested by the client are possible

Melamine resin coated certified chipboard from Egger with 2-mm ABS edging for protection in matching finish.

Units for services, such as body-analyser scales, cleaning and storage – we think of your staff too.

Lockers with one or several doors, stacked or side by side, also with attached bench seating.

Clever – our synthetic plinths with a rubber lip provide protection from dampness.

Smart thinking – hair dryer units standing, fixed to walls or into recesses. That's to say: made to measure.





1-locker unit

GS-400-1T




GS-400-1T



2-locker unit

GS-800-2T



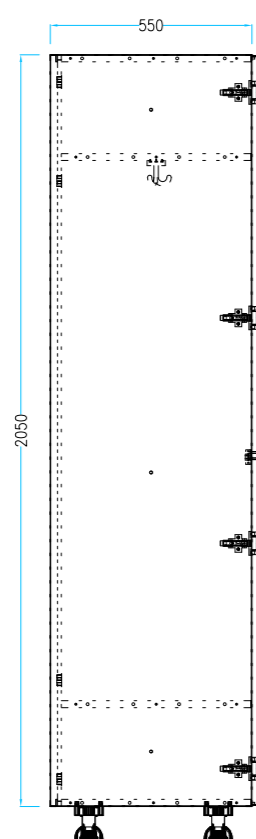
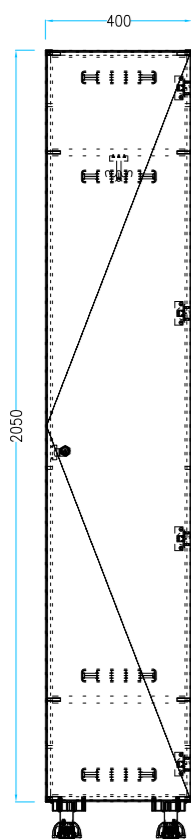
1-locker unit

GS-800-1T-SB



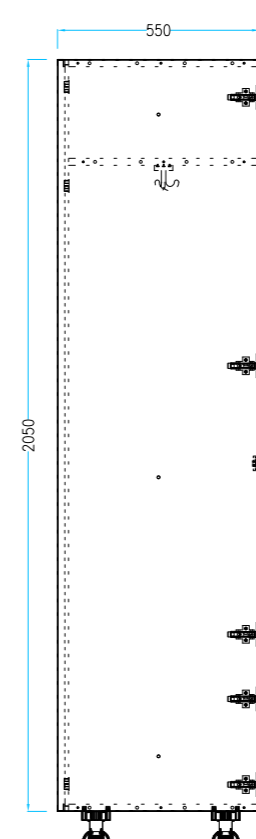
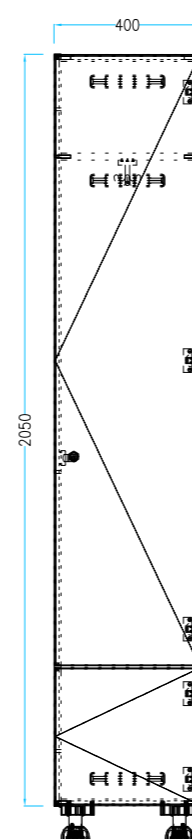
2-locker unit

GS-800-2T-SB



**LOCKERS WITH A FULL-HEIGHT DOOR**

The full height inside is usable space  
Upper shelf  
This model also comes in widths of 300, 600 and 900 mm



**LOCKERS WITH A FULL-HEIGHT DOOR AND ATTACHED BENCH SEATING**

The full height inside is usable space  
Upper shelf  
This model also comes in widths of 300, 600 and 900 mm





2-locker unit

GS-400-2T-Z

GS-400-2T-Z



4-locker unit

GS-800-4T-Z



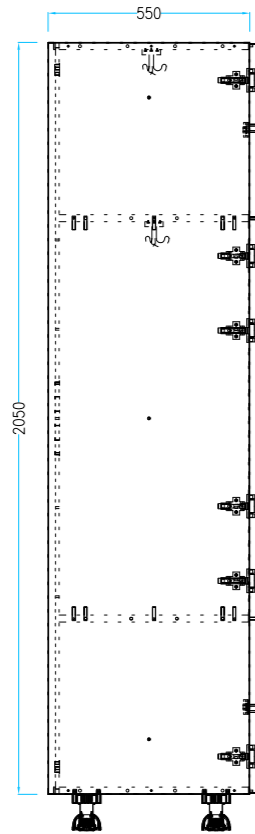
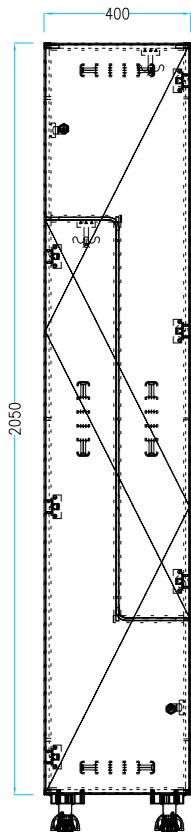
3-locker unit

GS-400-3T



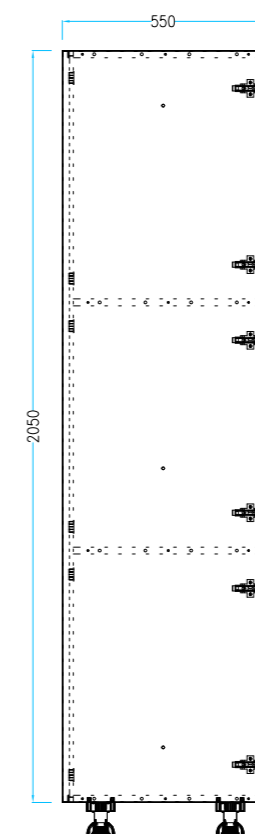
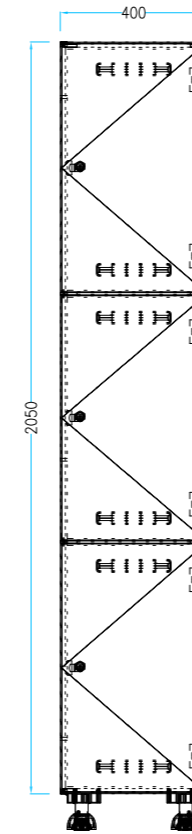
6-locker unit

GS-800-6T



**Z LOCKERS**

This model also comes in more generous widths of 450 and 900 mm



**UNITS WITH THREE VERTICALLY STACKED LOCKERS**

This model also comes in widths of 300 and 600 mm  
No 3-pronged hook inside





GS-400-2T

GS-400-2T



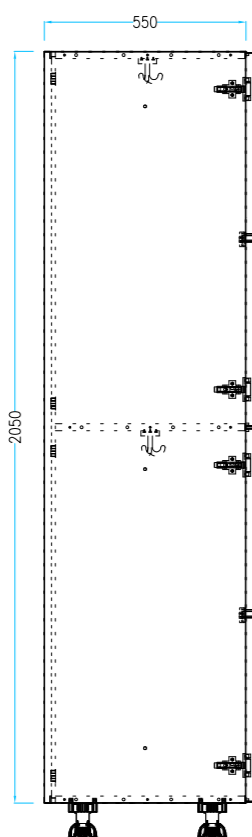
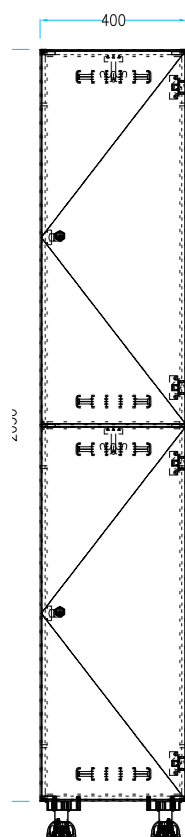
GS-800-4T



GS-400-2T-SB

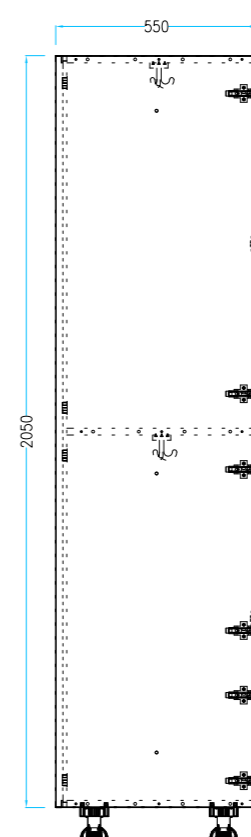
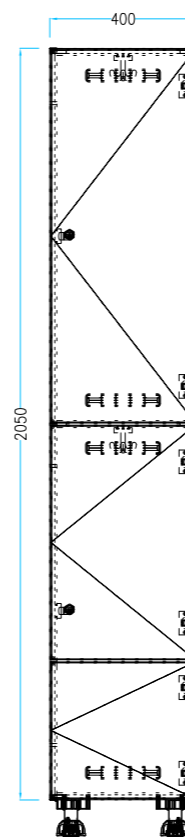


GS-800-4T-SB



**UNITS WITH TWO VERTICALLY STACKED LOCKERS**


With and without attached bench seating  
 As 2 or 4-locker unit  
 Also available with additional shelf  
 Also in more generous widths of 450 and 900 mm



**UNITS WITH TWO VERTICALLY STACKED LOCKERS AND ATTACHED BENCH SEATING**

With and without attached bench seating  
 As 2 or 4-locker unit  
 Also available with additional shelf  
 Also in more generous widths of 450 and 900 mm





2-locker unit

GS-300-2T



4-locker unit

GS-600-4T



6-locker unit

GS-900-6T



21-locker unit

WF-660-21T



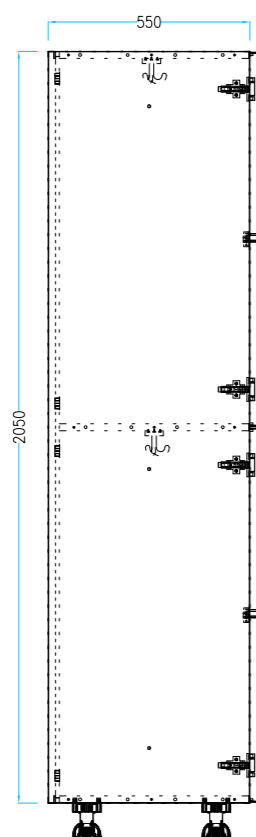
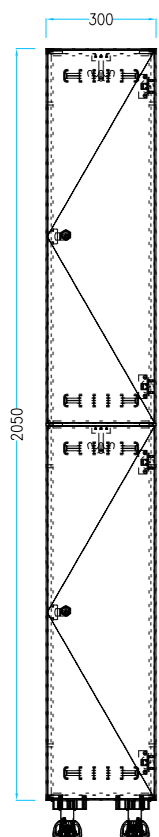
24-locker unit

WF-660-24T



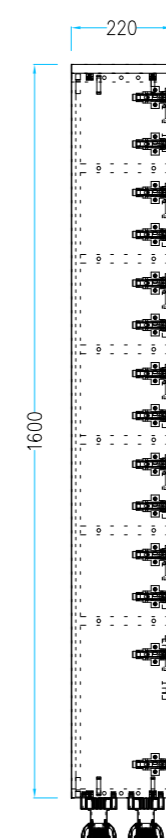
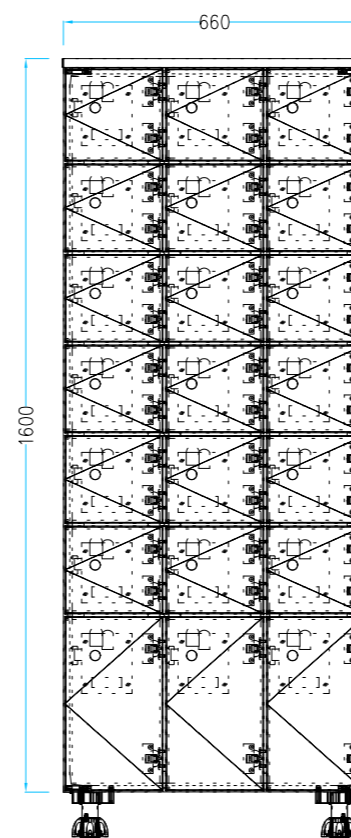
12-locker unit

WF-880-12T



**NARROW UNITS WITH TWO VERTICALLY STACKED LOCKERS**

These modules also come with one, two or three full-height doors  
With full-height door: shelf at top and bottom  
This model also comes in widths of 300, 600 and 900 mm



**VALUABLES LOCKERS**

These modules come as hanging or standing units with 12, 14, 15, 21 and 24 lockers.

Lockers fitted with EUR 1 or EUR 2 coin-operated locks from Ojmar or ASSA.

Numbering with your logo, armbands with key box and coin-operated locks all included in the price.

On request, any other lock can be fitted for a reduced/increased price.

Other variations are always possible.



Single cloakroom unit



GR-1200-1  
GR-1500-1  
GR-1800-1

Double cloakroom unit



GR-1200-2  
GR-1500-2  
GR-1800-2

Wall-mounted hair-dryer module



FD-DE-1H  
FD-DE-2H  
FD-DE-3H

Hair-dryer module



FD-DE-1  
FD-DE-2  
FD-DE-3



**CLOAKROOM UNITS**

These cloakroom units stand out for their timelessly attractive design, and they are ideal for incorporating into your new or existing changing rooms.

Cloakroom units with full-height rear wall or central partition with finish to match units, designer hooks and aluminium shoe rack.

The attached bench seating (p 35) is available in single or double-width variations in lengths: 1200, 1500 and 1800 mm with a seating height of 450 mm and widths of 450 or 750 mm according to the model.



**HAIR-DRYER MODULES**

These modules come as hanging units or with full height rear wall. If desired, LED spotlights can be included above the mirror. There is a shelf for the hair dryer below the mirror where inserts for placing hair dryers can be installed on site.

The mirrors are split or full width depending on the width of the module.

The base is matched to the units, and the hair-dryer units are the same height as the lockers (2150 mm).

Standard widths are 500, 1000 and 1500 mm, but other widths are always possible.





**WEIGHT STATION**

Ideal for body-fat analysers: Compact unit with a drawer, pull-out shelf for printer, PC compartment and a section for a waste-paper bin. Outlets for cables already installed. This model comes on casters or feet

Dimensions: W 600 H 1000 D 500 mm



**CLEANING UNIT**

The problem solver for fitness areas: Elegant, compact and very practical module with a full-height rear panel, shelf for disinfectant spray, stainless steel compartment for rubbish. A paper dispenser can be installed above the shelf.

Dimensions: W 500 H 2000 D 500 mm



SB-1200-SR-3



SB-1200-SR-5



SR-1200-SR-3



SR-1200-SR-5

**SEATING FOR CHANGING AREAS**

With extra sturdy bench tops in solid beech or oak and a stainless steel framework below  
Seating height 450 mm  
Benches are available in single or double-width variations in lengths: 900, 1200, 1500, 1600, 1800 und 2000 mm  
Widths of 430, 450, 730 and 900 mm according to the model.



**TRAINER DESK**

The ideal desk for conversations between trainers and members or prospective clients.

This module is designed as a standing work station, so that the trainer can keep sight of the fitness area. It provides enough storage space for the PC, printer and screen. This module has two lockable drawers and outlets for cables are built in.

Dimensions: W 1500 – H 1150 – D 850 mm

**LOUNGE FURNITURE**

Ideal for changing: For benches in our lounge range, see page 42 onwards.



Andreas



Andreas



Hans

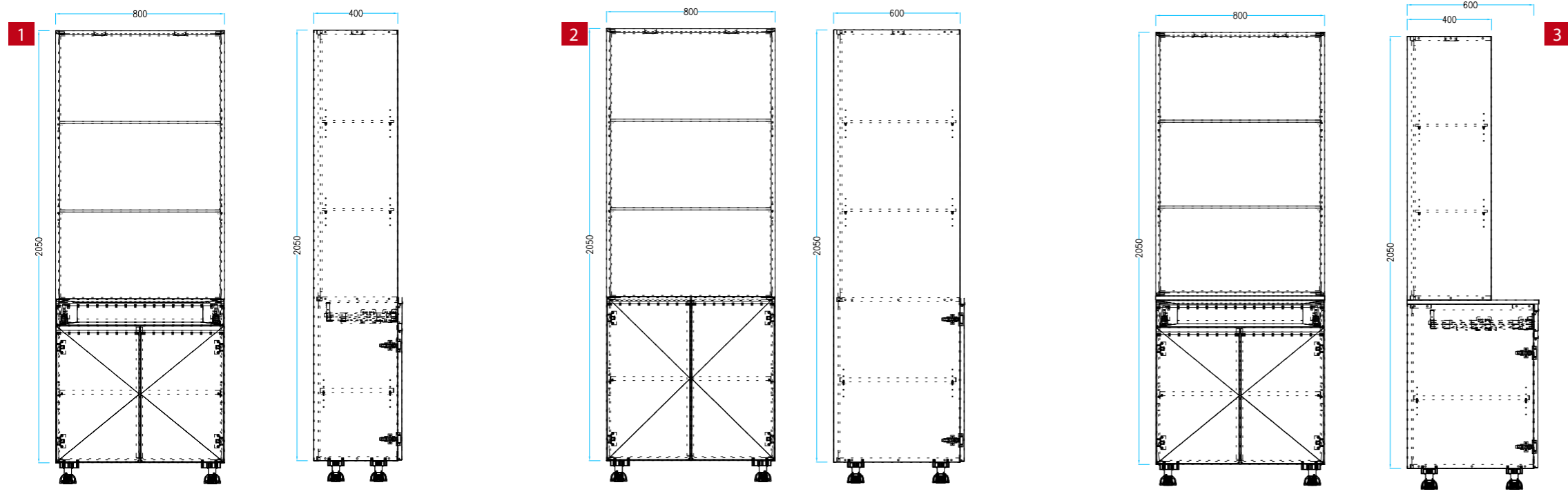


Hans



Frank





**SALES MODULES**

Practical, elegant and compact design. A well thought-out space-saving solution for sales, suitable for use behind and in front of the counter.

LED spotlights are built into all modules, shelves are made of 6 mm safety glass. Doors and drawers can be locked, on request lockable glass doors can also be supplied for shelves.

Modules are 600 or 800 mm wide. Depths vary between 400 and 600 mm with a height of 2050 mm plus 100 mm plinth.

On request, variations other than those shown are always possible





ASSA code lock



ASSA card lock



ASSA €1 coin lock

## LOCKING SYSTEMS

The price of our lockers includes cylinder locks or fittings for padlocks. We can of course supply and fit all other types of locking system – you can find a selection here.

Whichever lock it is, we'd be happy to prepare you a quote. This can include the fitting of or conversion for your own chosen lock. Numbering of the lockers together with your logo is still possible in this case.



ASSA €2 coin lock



ASSA padlock fitting



Ojmar transponder



Ojmar transponder



Ojmar OTS



Ojmar padlock fitting



BURG transponder



BURG combipad



BURG padlock fitting



Ojmar €1 coin lock



Ojmar card lock



Ojmar numeric code



Gantner GAT lock



ASSA VHB



Ojmar VHB



### IBOO AGON TABLE

You and me. The Agon table is not just the perfect companion for a young couple at home. Its elegant shape and laser-cut design combined with its strong materials give it a very special look.

Material: Coated steel  
Colour: Charcoal grey  
Dimensions: L 70 W 60 H 46 cm  
Weight: 43 kg



## IBOO

**IBOO FURNITURE IS DESIGNED AND MANUFACTURED IN GERMANY. EACH PIECE OF FURNITURE IS HANDMADE AND THEREFORE A ONE-OFF. IBOO COMBINES DURABILITY WITH STYLE.**

On request, all furniture can be finished in different colours. If you have your own very particular ideas of what furniture you would like, we can produce special pieces.



### IBOO QUER TABLE

The iboo QUER sits at the heart. It stands strong and solid in any room. Its smooth surface combined with its design makes it something special.

Material: Powder-coated steel  
Colour: Natural steel  
Dimensions: L 60 W 60 H 46 cm  
Weight: 23 kg

### IBOO QUER CHAIR

Similar and yet quite different. iboo Quer chairs look fantastic when you put them together in different colours, or you can go for a stylishly classic single-colour arrangement.

Material: Painted steel, painted wood  
Colour: Natural steel; white, grey or natural wood  
Dimensions: L 38 W 38 H 38 cm  
Weight: 16 kg



### IBOO CURE SHELVING

It's beautiful! The shapes, the connectors, the whole look – our iboo CUBE shelving is sophisticated but truly robust. Each cube is individual, so you can put together as many cubes as you want to make your shelf unit.

Material: Powder-coated steel  
Colour: Natural steel

Dimensions for  
1 cube: L 48 W 36 H 48 cm  
2 cubes: L 100 W 36 H 100 cm  
3 cubes: L 152 W 36 H 152 cm  
4 cubes: L 204 W 36 H 204 cm  
Weight: 22.5 kg /cube





## CHAIRS, BAR STOOLS AND LOUNGE FURNITURE

All wooden chairs are made of solid beechwood stained to the correct shade. The upholstery is padded with foam. All chair covers can be supplied in bicolour designs and in two different imitation leather finishes. We have 50 different shades for you to choose from.

For many of the chair models, we can supply matching bar stools.



Fürth



Erlangen



Nürnberg



Weiden



Schwetzingen with arms



Verena



Mannheim with arms



Düsseldorf with arms



Cham



München



Rosenheim



Ingolstadt



Seville



Rom



Palma



Madrid



Ancona



Köln



Straubing



Mannheim



Darmstadt



Ronda



Neapel



Bozen



Bari



## LOUNGE FURNITURE

The right lounge furniture for those key highlights and an attractive ambiance.

Here too we have only shown a small part of our product portfolio. You too can find the right solution somewhere in our range.



Charlotte



Rosa



Runde Sache



Chicago



Darmstadt Duo



Carla



Franziska



Viola S1



San Diego corner



San Diego Duo



San Diego Uno



Neapel



Neapel



Los Angeles corner



Los Angeles Uno



Los Angeles Duo



Viola S2-S3



Diana Duo



San Francisco sample arrangement



Los Angeles sample arrangement



## LION TURF KEY CRITERIA WHEN SELECTING ARTIFICIAL GRASS

Its environmental properties and the minimal need for care has led artificial grass to becoming increasingly popular. However, in this new and as yet unregulated market, there are some suppliers offering artificial grass at very low prices. In these cases, substandard materials and cheap production methods are usually being used. This is why we are offering some tips on how to choose the right artificial grass.

### WHAT YOU SHOULD LOOK OUT FOR WHEN CHOOSING ARTIFICIAL GRASS...

The quality of the blade of grass is particularly important for the durability and convincing colour of your artificial grass. The fabric that the blades of grass are woven into and the composition of the backing will also have an enormous effect on the final result. Ask your supplier about the products used. Then you can check whether the artificial grass has been manufactured using materials from proven reliable and traceable suppliers. Ask about the technical specifications, guarantees and test certificates, so that you can compare products. Most artificial grass looks good, but appearances can often be deceptive!

Would you like your grass to still be a luscious green and look healthy and freshly mowed after years of use?

### THEN MAKE A THOROUGH COMPARISON BETWEEN THE AVAILABLE PRODUCTS

dtex values =weight of the blade of grass in grams per 10,000 linear meters. > The higher the figure, the better the grass blades will stay upright.

Number of stitches per m2.

Number of fibres per stitch.

Are the blades of grass UV-resistant and what tolerances are permitted?

Total weight of the product per m2.

Weight of the fibres per m2.

Underside of the artificial grass.

### ARTIFICIAL GRASS INSIDE YOUR PREMISES

This is not a problem with Lion Turf artificial grass. Lion Turf is one of the few manufacturers to have subjected all their products to fire-safety tests. A certificate was awarded following this. This means that the fire service also permits the use of Lion Turf artificial grass inside.

So this extremely robust artificial grass can be used without hesitation across a wide variety of areas in your fitness centre. Perfect for crossfit and functional areas.

Our artificial grass can also be supplied "custom-made" with lines, numbers, circles and boxes added.

This small but significant detail should not be forgotten when laying artificial grass in your fitness centre. The next frequently asked question is: "And how do I keep it clean?" It can easily be vacuumed and, contrast to wool, it can be cleaned with water and cleaning agents.



## LET THERE BE GREEN. IN FUTURE, YOU'LL BE SEEING ARTIFICIAL GRASS MORE AND MORE: WELCOME TO FUNCTIONAL TRAINING

Type: Artificial grass which can be laid without padding

Sports uses: Fitness, golf, field sports

Composition: 100% polypropylene, two-tone UV-resistant monofibres

Dtex: 7,700 dtex

Colours: Blend of two shades of green

### TUFT SPECIFICATION

Machine setting: 3/16"

Blade length: 13 mm.

Total height: 15 mm.

Number of stitches (length): 34/10 cm.

Number of stitches: 71,400/m<sup>2</sup>

Weight of blades of grass: 1,650 g/m<sup>2</sup>

Total weight: 2,860 g/m<sup>2</sup>

Finish on underside: Woven polypropylene tufted fleece with glass-fibre fleece and SBR latex

Roll width: 200 & 400 cm.

Roll length: for +/-25m running lengths








## AREA-ELASTIC FLOORS FOR ROOMS FOR FITNESS CLASSES

### LÖW - VARIOFIT

LÖW - VarioFit is an area-elastic parquet sports floor with excellent shock absorption which can be laid as floating floors over even subfloors (screed or similar). This sports floor has a low installation height and is therefore well suited to retrofitting after conversions or renovations. Its special shock-absorbing qualities reduce the strain on muscles, tendons and joints to a minimum.

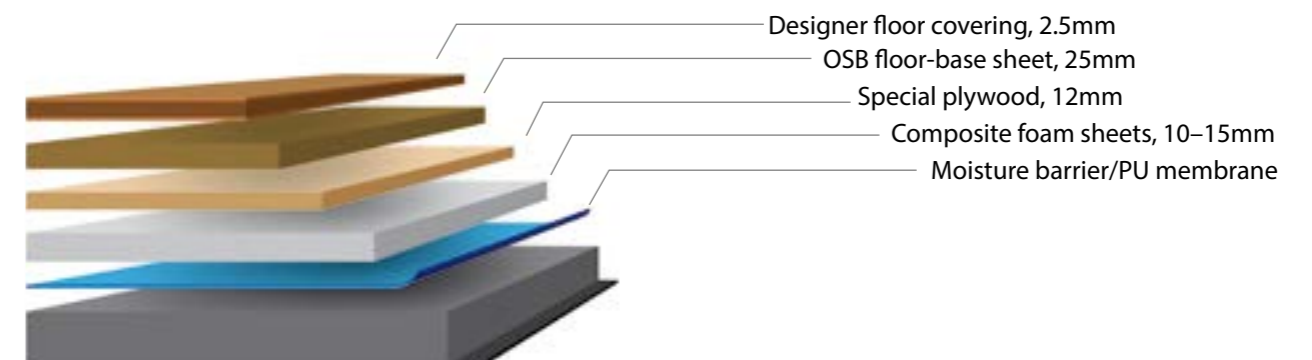
Using BSW's sheets of composite foam ensures the same elasticity is maintained over many years. With a LÖW - VarioFit sports floor, you will be making the right choice for your customers' wellbeing. The installation height varies between 33 and 38 mm; according to what shock absorption properties the floor needs to have, different strengths and thicknesses of composite foam can be chosen.



### LÖW - VARIOFLEX

LÖW - VarioFlex is a new area-elastic sports floor like the LÖW - VarioFit floor in its construction but which stands out for its extremely robust surface. Instead of parquet, we use our Joko Design Plus PVC designer floor covering. The entire surface is bonded to 25 mm thick OSB boards. The great advantage of this is that the floor's especially thick wear-resistant coating means it is suitable for intensive use, such as indoor cycling.

Moreover, this floor is easy to clean and looks really impressive. The installation height varies between 50 and 55 mm: according to what shock absorption properties the floor needs to have, different strengths and thicknesses of composite foam can be chosen.







## PARQUET

With parquet you will be making the right choice. It's modern, elegant and it's the perfect floor for every situation. The beauty of a genuine wooden parquet floor lasts, because even if there are changes over the years, wood "lives" and "works". This is why we gladly forgive a product of nature that doesn't just look alive but behaves as though it's alive too. In winter, it can mean joints naturally opening, in summer this is balanced out when there the

parquet swells up slightly again. And what's more the ecological footprint of a wooden floor is excellent. The environmental effects of parquet are so minor that you can even help the environment by installing one.



Natural Canadian maple  
SATIN varnish



Natural beech  
SATIN varnish



Elegant oak  
VELVET matt varnish



Natural oak  
naturally oiled



Country oak  
SATIN varnish



Natural vanilla oak  
VELVET matt varnish



American cherry elegance  
VELVET matt varnish



American nut tree elegance  
VELVET matt varnish





## DELUXE DESIGNER FLOORS

Express your individuality with our unique flooring designs without forgoing any of the traditional visual appeal – deluxe designer floors that leave nothing to be desired when it comes to exclusivity. A wide selection of decorative finishes and colours to enchant with different formats to produce beautiful flooring.

### AUTHENTICITY

Our designer floors have other visual subtleties too, such as surface textures that give them a really authentic look close to the original. Our highly textured wood designs particularly demonstrate this.

Those who chose a designer floor have years of enjoyment ahead of them, because it's not delicate, it's very robust, durable and easy to care for.

As an alternative to our wood designs, there is an extensive range of tile designs from beige to brown, grey and black with all common colours available.

### TILE DESIGNS



5416\_Black-Slate



5417\_Metalstone-Day



5418\_Metalstone-Night



5415\_Travertine

### WOOD DESIGNS




5510\_Nougat-Oak




5406\_Luted-Oak




5414\_Wild-Oak



5412\_Cozy-Oak



5504\_Cottage-Oak




5429\_Rustic-Pine




5407\_Blond-Pine



5509\_Spring-Oak



5408\_Wild-Maple



5409\_Light-Cherry



5410\_Misty-Oak



5434\_Eclipse-Oak




5424\_Imperial-Oak



5426\_Smoke-Oak




5433\_Cloudy-Oak



5508\_Champagne-Oak



5432\_Nordic-Oak



5425\_African-Grey-Oak



5501\_Creamy-Maple



5413\_Bleached-Elm



## FLOORING TYPES

Type	Thickness mm	Critical fall height	Dimensions mm/mm	Weight kg/m <sup>2</sup>
FS-100	100	3000	500x500	64
FS-80	80	2600	500x500	52
FS-70	70	2300	500x500	44
FS-65	65	2200	500x500	42
FS-60	60	2100	500x500	40
FS-50	50	1800	500x500 and 1000x1000	34
FS-45	45	1500	500x500 and 1000x1000	30
FS-40	40	1300	500x500 and 1000x1000	27
FS-30	30	1000	500x500	20

## SAFETY FLOORING SHEETS FOR WEIGHT-LIFTING AREAS

These safety flooring sheets are ideal for the weight-lifting area, as at just 30 mm thickness there is already protection for the floor from the impact from objects falling from a height of up to 100 cm.

The basic type is a two-layered sheet, made from a blend of recycled rubber granules, fibres and polyurethane binders.

The strengthened composition of the materials used in the coloured upper layer ensures increased resistance to wear, the lower black layer guarantees an outstanding flexibility and capacity to absorb force. The sheets have bevelled edges, the undersides are textured for improved fall protection and permeability.

The sheets can be used both inside and outdoors. They are connected together using small tubes guaranteeing a better join when they are laid.




### COLOURS

The fall-protection flooring can be produced in many colours and different material compositions. The basic/standard colours are tile red, green and black and there is also blue, yellow and grey. During production, the surfaces are coated with a special UV-stable, wear-resistant polyurethane layer in the colour of the sheet.

### CARE OF THESE SHEETS

These floor coverings can be cleaned with standard cleaning agents and disinfectants or wet floor cleaners. Coloured finishes (apart for black) will become darker with use as a result of normal wear and tear, and with time the top layer of rubber granules may wear away. This can be prevented by applying a new layer of polyurethane every 4 to 6 years (depending on the level of use).








## ELASTIC RUBBER FLOORING

Elastic sports floors stand out for the simplicity and speed with which they can be laid, the fine balance between elasticity and resilience, their non-slip surfaces and attractive design. Its robustness makes it the ideal sports floor for areas where high levels of mechanical wear occur. For this reason, it is often found in areas housing exercise equipment, as heavy

training equipment and falling weights will not damage this floor in a hurry. Everoll sports floors can either be laid loose or bonded across their entire surface. After laying, the seams are barely visible. The subfloor needs no special preparation, but should be even and solid to achieve the optimum result.


### UNI I

UNI I comes in eight monochrome floors. The material is a very dense, elastic EPDM. UNI I has small pores that give the flooring an interesting surface texture. UNI I has a flammability rating of Cfl-S1 (low flammability) according to standard DIN EN 13501-1.




### UNI II

UNI II comes in the same colours as UNI I, but has somewhat larger pores, so the material is not so dense. This makes the surface more uneven, creating interesting contrasts of light, particularly in the paler shades. UNI II has a flammability rating of Cfl-s1 (low flammability) according to standard DIN EN 13501-1.




### ENDURANCE

ENDURANCE has a finish combining two or three colours. The base colour is black. ENDURANCE is available in four colour combinations.



### GALAXY

GALAXY has a finish combining two or three colours in large and small granules. The base colour is black. GALAXY is available in a five colour combinations.






### STAR

STAR has a finish with particularly large flecks of colour, combining two or three colours. The base colour is black. STAR is available with granules in four different colours.




### BASIC

BASIC has a design in a single colour. There is even more black than in the CLASSIC and VISION. BASIC is available in seven colours.




### VISION

VISION has a finish with either two or three colours. The dominant base colour is black. VISION is available in five different colour combinations.




### CLASSIC

CLASSIC has the same finish as VISION, but with just one colour. The dominant base colour is black. CLASSIC is available in seven colours.



### STONE

STONE has two similar finishes, each with four colour combinations. STONE has a flammability rating of Cfl-S1 (low flammability) according to standard DIN EN 13501-1.



## TECHNICAL INFORMATION

Dimensions for materials on rolls: Width: 1 250 mm per roll  
Roll length: from 20 running lengths  
Thickness: 4–12 mm, depending on quality

Dimensions of tile flooring: External dimensions approx. 600 x 600 mm  
Coverage approx. 570 x 570 mm  
Each tile = approx. 0.325 m<sup>2</sup>

Material: Polyurethane, vulcanised rubber on a base of natural rubber, synthetic rubber EPDM, according to quality

Flammability: Materials on rolls: Efl normal flammability  
endurance: Dfl - s1 normal flammability  
uni I, uni II, stone: Cfl - s1 low flammability

Slip resistance: Slip resistance R9, in wet areas C according to BGR 181, friction coefficient 0.65  $\mu$  according to EN 13893.

Thermal conductivity: 0.12 W/mK, suitable for under-floor heating. (Values correct for materials on roll with 4 mm thickness)

Impact sound insulation: Depending on the thickness of the floor covering and the construction of the whole system, very good results can be achieved with regard to improvements in impact sound. With just 6 mm thickness, our flooring has demonstrated a 15 dB improvement in impact sound according to standard DIN

140-8





LÖW – Fit in Design GmbH  
Alfred-Graf-Weg 42  
90471 Nürnberg, Germany

Tel: +49 (09)11 4742172  
Fax: +49 (09)11 464495

Email: [info@fit-in-design.de](mailto:info@fit-in-design.de)